



MIĘDZYNARODOWY WYŚCIG KOLARSKI JUNIORÓW O PUCHAR PREZYDENTA GRUDZIĄDZA

COUPE du PRESIDENT de la VILLE de GRUDZIĄDZ - UCI JUNIORS 402,9 km

III MEMORIAŁ EUGENIUSZA GRYNDY

28.04. - 01.05.2018

Gruta - Łasin - Jabłonowo Pomorskie - Świecie - Płużnica - Lisewo - Grudziądz



UCI

UNION CYCLISTE INTERNATIONALE

Klasa 2.1

Organizator / Organizer: ALKS STAL Grudziądz * 86-300 GRUDZIĄDZ ul. Sportowców 3 i KPZ LZS Toruń

Komunikat Nr 4 / Communiqué No 4

Wyniki etapu 2 - start wspólny - rozegranego w dniu 29.04.18

Stage results 2 - group race - played on 29.04.18

Trasa / Route: Świecie - Świecie

ETAP 2

KLASYFIKACJE NA ETAPIE / STAGE CLASSIFICATIONS:

Klasyfikacja generalna na etapie 2 :



Individual classification on stage 2 :

Dystans etapu / Stage distance: 102.2 km

Vp = 44.499 km/h

M-ce Place	Nr No	UCI ID	NAZWISKO i imię Name and first name	Drużyna / Team	Czas /Time Różnica /Gap	Bon.	Kary po Pen.after	Pkt
1.	47	100 511 064 52	DEN CHANGIZI Sebastian Kolze	Team MASCOT Workwear	2h 17'48"	- 00'15"		20 p.
2.	40 *	100 233 526 31	NED VAN VEENENDAAL Hidde	WV De Jonge Renner	+ 00'00"	- 00'08"		19 p.
3.	55 *	100 227 110 17	NED KOOIJ Olav	Forte U19 Cycling Team	+ 00'00"	- 00'04"		18 p.
4.	64 *	100 472 991 03	CZE KOLARIK Lukas	CZECH REPUBLIC Track National Team	+ 00'04"			17 p.
5.	136	100 238 536 94	GBR WOOD Harrison	HMT Cycling Team	+ 00'04"			16 p.
6.	52	100 361 161 14	DEN THOMSEN Frederik	Team MASCOT Workwear	+ 00'04"	- 00'01"		15 p.
7.	69	100 161 067 31	UKR KOSHOVYI Ruslan	UKRAINE National Team	+ 00'04"			14 p.
8.	103	100 364 407 59	GER HENKELMANN Milan	RSC Cottbus	+ 00'04"	- 00'03"		13 p.
9.	50	100 461 361 13	DEN JACOBSEN Niklas Spilcker	Team MASCOT Workwear	+ 00'04"			12 p.
10.	127 *	100 360 449 78	RUS IULKIN Ivan	GUOR Shchelkovo	+ 00'04"			11 p.
11.	179 *	100 552 063 20	POL JURASZ Dawid	GKK OPTY-Mazowsze	+ 00'04"			10 p.
12.	57 *	100 226 986 87	NED VAN DER TUUK Axel	Forte U19 Cycling Team	+ 01'07"	- 00'01"		9 p.
13.	148	100 461 312 61	LTU GELŽINIS Rokas	LITHUANIA National Junior Team	+ 01'07"	- 00'03"		8 p.
14.	99 *	100 143 855 85	POL WIŚNIEWSKI Dawid	SMS Żyrardów	+ 01'07"			7 p.
15.	70	100 161 078 42	UKR HNIDASHEV Yaroslav	UKRAINE National Team	+ 01'07"			6 p.
16.	41	100 233 561 66	NED KAMP Ryan	WV De Jonge Renner	+ 01'07"			5 p.
17.	8	100 620 058 18	ISR GOLDSTEIN Edo	ISRAELI National Team	+ 01'07"			4 p.
18.	124	100 348 122 70	POL GRZENKOWICZ Nikodem	TKK PACIFIC NESTLE FITNESS CT	+ 01'07"			3 p.
19.	7	100 633 975 64	ISR WEINBERG Roi	ISRAELI National Team	+ 01'07"			2 p.
20.	4 *!	100 546 597 83	POL BELNIAK Maciej	ALKS STAL OCETIX IGLOTEX Grudziądz	+ 01'07"			1 p.
21.	9 *	100 631 079 78	ISR KOGUT Oded	ISRAELI National Team	+ 01'07"			
22.	129	100 349 165 46	RUS VIKULOV Evgeny	GUOR Shchelkovo	+ 01'07"			
23.	155	100 458 374 33	FIN BERGMAN Robin	SKODA Fincycling Junior Team	+ 01'07"			
24.	59 *	100 463 312 24	CZE JANOŠ Matyáš	CZECH REPUBLIC Track National Team	+ 01'07"			
25.	102	100 364 350 02	GER GEHRMANN Max	RSC Cottbus	+ 01'07"			
26.	166	100 545 399 49	POL BZDAK Cezary	POLISH National Team	+ 01'07"			
27.	146	100 365 896 93	LTU KMIELIAUSKAS Rokas	LITHUANIA National Junior Team	+ 01'07"			
28.	106	100 517 882 80	GER THIEDE Mike	RSC Cottbus	+ 01'07"			
29.	175	100 521 760 78	LAT RENDORS Arvis	LATVIAN National Team	+ 01'07"			
30.	96	100 546 348 28	POL KAMIŃSKI Kamil	SMS Żyrardów	+ 01'07"			



31.	112 *	100 360 346 72	 RUS	IVANOV Pavel	OLIMPIISKII REZERV Sestroretsk	+ 01'07"
32.	6 *!	100 546 714 06	 POL	TACZYŃSKI Kamil	ALKS STAL OCETIX IGLOTEX Grudziądz	+ 01'07"
33.	84	100 348 136 84	 EST	ÄRM Rait	ESTONIAN National Team	+ 01'07"
34.	141 *	100 605 491 01	 GEO	PIRANISHVILI Avtandil	GEORGIAN National Team	+ 01'07"
35.	105 *	100 491 530 15	 GER	ROHDE Luca	RSC Cottbus	+ 01'07"
36.	134	100 239 327 12	 GBR	LLOYD Jamie	HMT Cycling Team	+ 01'07"
37.	56 *	100 228 729 84	 NED	DEL GROSSO Bodi	Forte U19 Cycling Team	+ 01'07"
38.	5 !	100 508 676 89	 POL	ŚCIBIOR Jakub	ALKS STAL OCETIX IGLOTEX Grudziądz	+ 01'07"
39.	38	100 161 048 12	 UKR	KANAKA Marian	UKRAINE TRACK Team	+ 01'07"
40.	32	100 488 720 18	 POL	KLEMENTOWSKI Kornel	DOLNY ŚLĄSK Klub	+ 01'07"
41.	67	100 348 346 03	 UKR	SOKOLOVSKYI Maksym	UKRAINE National Team	+ 01'07"
42.	108	100 349 299 83	 RUS	CHIRUKHIN Mikhail	OLIMPIISKII REZERV Sestroretsk	+ 01'07"
43.	80	100 543 129 10	 POL	RADUCKI Maciej	SMS Toruń	+ 01'07"
44.	54	100 163 845 93	 BEL	DE MESMAEKER Tibo	Forte U19 Cycling Team	+ 01'07"
45.	71 *	100 349 041 19	 UKR	PYLYPCHUK Vitalii	UKRAINE National Team	+ 01'07"
46.	150 *	100 592 447 52	 POL	KAWA Mikołaj	KLTC Konin- Koźminek	+ 01'07"
47.	100	100 546 698 87	 POL	ZABŁOCKI Bartłomiej	SMS Żyrardów	+ 01'07"
48.	145 *	100 365 897 94	 LTU	GALECKAS Karolis	LITHUANIA National Junior Team	+ 01'07"
49.	26 *	100 765 806 72	 BLR	KAVALIOU Kiryl	RGUOR Minsk	+ 01'07"
50.	181 *	100 538 108 33	 POL	NOCEŃ Maciej	GKK OPTY-Mazowsze	+ 01'07"
51.	62	100 473 032 44	 CZE	VONEŠ Jan	CZECH REPUBLIC Track National Team	+ 01'07"
52.	37 *	100 161 036 00	 UKR	BARTYUK Dmytro	UKRAINE TRACK Team	+ 01'07"
53.	13	100 460 676 07	 SVK	FOLTAN Matus	SLOVAK National Team	+ 01'07"
54.	95	100 561 083 19	 BLR	PASHKEVICH Kiryl	BELARUS National Team	+ 01'07"
55.	27 *	100 541 411 38	 BLR	MANDZIK Pavel	RGUOR Minsk	+ 01'07"
56.	110 *	100 360 171 91	 RUS	KHUDYAKOV Ruslan	OLIMPIISKII REZERV Sestroretsk	+ 01'07"
57.	144	100 365 894 91	 LTU	BUTKEVIČIUS Algirdas	LITHUANIA National Junior Team	+ 01'07"
58.	19	100 550 984 08	 POL	ZARĘBSKI Marcin	DOLNY ŚLĄSK Region	+ 01'07"
59.	185	100 558 522 77	 DEN	ZINCK Nicolai	HECHMANN Cycling - Slagelse Junior	+ 01'07"
60.	123	100 514 722 24	 POL	MODLIŃSKI Marcel	TKK PACIFIC NESTLE FITNESS CT	+ 01'07"
61.	3 *!	100 546 268 45	 POL	KOŁODZIEJSKI Konrad	ALKS STAL OCETIX IGLOTEX Grudziądz	+ 01'07"
62.	122 *	100 546 272 49	 POL	ŚLIWKA Daniel	TKK PACIFIC NESTLE FITNESS CT	+ 01'07"
63.	87 *	100 153 833 72	 EST	MIRZOJEV Artjom	ESTONIAN National Team	+ 01'07"
64.	77 *	100 551 544 83	 POL	SIŃSKI Kacper	UKS COPERNICUS	+ 01'07"
65.	94	100 561 074 10	 BLR	MIAZGA Maksim	BELARUS National Team	+ 01'07"
66.	131 *	100 238 614 75	 GBR	EDWARDS Alexi	HMT Cycling Team	+ 01'07"
67.	115	100 546 675 64	 POL	KRÓL Cezary	KS POGOŃ MOSTOSTAL Puławy	+ 01'07"
68.	17	100 460 382 04	 SVK	LISKA Andrej	SLOVAK National Team	+ 01'07"
69.	170	100 557 988 28	 POL	PÓLTORAK Kacper	POLISH National Team	+ 01'07"
70.	45 *	100 233 536 41	 NED	PAVONE Gianni	WV De Jonge Renner	+ 01'07"
71.	159 *	100 458 104 54	 FIN	ÖHMAN Samuli	SKODA Fincycling Junior Team	+ 01'07"
72.	168	100 153 381 08	 POL	RICHTER Wiktor	POLISH National Team	+ 01'07"
73.	78 *!	100 519 038 72	 POL	BIERNACKI Filip	SMS Toruń	+ 01'07"
74.	76 *!	100 519 084 21	 POL	RYSZEWSKI Kamil	UKS COPERNICUS	+ 01'07"

































PATRONAT MEDIALNY:



75.	39	100 161 063 27	 UKR KANAKA Oleg	UKRAINE TRACK Team	+ 01'07"
76.	167 *	100 525 907 54	 POL JASKOT Michał	POLISH National Team	+ 01'07"
77.	188	100 489 537 59	 POL DOMIN Krzysztof	LMGKK "ZIEMIA BRZESKA"	+ 01'07"
78.	21	100 534 435 46	 POL STELCZYK Szymon	DOLNY ŚLĄSK Region	+ 01'07"
79.	44	100 227 287 00	 NED SPAPEN Mauro	WV De Jonge Renner	+ 01'07"
80.	86 *	100 636 794 70	 EST TREIMUTH Henri	ESTONIAN National Team	+ 01'07"
81.	109	100 349 750 49	 RUS POTEKALO Nikolay	OLIMPIISKII REZERV Sestroretsk	+ 01'07"
82.	15	100 460 292 11	 SVK COMA Richard	SLOVAK National Team	+ 01'07"
83.	133	100 237 110 26	 GBR LAVERICK Joseph	HMT Cycling Team	+ 01'07"
84.	143	100 365 893 90	 LTU KELMELIS Aristidas	LITHUANIA National Junior Team	+ 01'07"
85.	151 *	100 524 772 83	 POL KUDERCZAK Dawid	KLTC Konin- Kozminek	+ 01'07"
86.	153 *	100 525 956 06	 POL PLUTA Dawid	KLTC Konin- Kozminek	+ 01'07"
87.	107 *	100 585 529 21	 GER WILKSCH Hannes	RSC Cottbus	+ 01'07"
88.	132	100 238 334 86	 GBR HIGGINS George	HMT Cycling Team	+ 01'07"
89.	189	100 591 754 38	 POL KUJAWA Michał	LMGKK "ZIEMIA BRZESKA"	+ 01'07"
90.	16 *	100 460 911 48	 SVK BANIAR Matus	SLOVAK National Team	+ 01'07"
91.	174 *	100 521 835 56	 LAT LĪVS Gatis	LATVIAN National Team	+ 01'07"
92.	36	100 348 811 80	 UKR KRYVYI Maksym	UKRAINE TRACK Team	+ 01'07"
93.	126	100 349 119 00	 RUS KURIANOV Sergei	GUOR Shchelkovo	+ 01'07"
94.	48 *	100 540 174 62	 DEN FENNEBERG Mads	Team MASCOT Workwear	+ 01'07"
95.	22	100 534 437 48	 POL BIENIEK Damian	DOLNY ŚLĄSK Region	+ 01'07"
96.	88 *	100 636 770 46	 EST KARPENKO Gleb	ESTONIAN National Team	+ 01'07"
97.	20	100 534 434 45	 POL MICHALSKI Łukasz	DOLNY ŚLĄSK Region	+ 01'07"
98.	186 *	100 501 191 73	 DEN SCHMIDT Emil Vinther	HECHMANN Cycling - Slagelse Junior	+ 01'07"
99.	14 *	100 460 245 61	 SVK SIKORA David	SLOVAK National Team	+ 01'07"
100.	121	100 546 273 50	 POL WOJTOWICZ Dawid	TKK PACIFIC NESTLE FITNESS CT	+ 01'07"
101.	113 *	100 360 757 95	 RUS BALANEV Daniil	OLIMPIISKII REZERV Sestroretsk	+ 01'07"
102.	156	100 153 500 30	 FIN KOLEHMAINEN Otto Pyry Petteri	SKODA Fincycling Junior Team	+ 01'07"
103.	139	100 234 588 26	 GEO KOCHAKIDZE Giorgi	GEORGIAN National Team	+ 01'07"
104.	157	100 458 100 50	 FIN LAHTI Sampo	SKODA Fincycling Junior Team	+ 01'07"
105.	92	100 159 794 19	 BLR MARCHUK Dzianis	BELARUS National Team	+ 01'07"
106.	120	100 514 576 72	 POL NIKIEL Aleksander	TKK PACIFIC NESTLE FITNESS CT	+ 01'07" - 00'02"
107.	161	100 617 099 66	 ROU JITARU Ciprian	ROMANIA National Team	+ 01'07"
108.	82	100 529 423 78	 POL ŚMIESZEK Jakub	SMS Toruń	+ 01'07"
109.	93	100 561 079 15	 BLR MAZUR Dzianis	BELARUS National Team	+ 01'07" - 00'01"
110.	104	100 364 430 82	 GER PETER Jannis	RSC Cottbus	+ 01'07"
111.	49 *	100 538 179 07	 DEN FOLDAGER Anders	Team MASCOT Workwear	+ 01'07"
112.	91	100 159 785 10	 BLR KIRYEVICH Artur	BELARUS National Team	+ 01'07"
113.	68	100 348 970 45	 UKR PARASHCHAK Yaroslav	UKRAINE National Team	+ 01'07"
114.	165	100 620 481 53	 ROU VASILOIU Valentin	ROMANIA National Team	+ 01'07"
115.	138 *	100 605 662 75	 GEO KHABAZI Tornike	GEORGIAN National Team	+ 01'07"
116.	117	100 550 805 23	 POL RAJTAK Mateusz	KS POGOŃ MOSTOSTAL Puławy	+ 01'07"
117.	171	100 543 072 50	 POL JAKUBIUK Mateusz	POLISH National Team	+ 01'07"
118.	2	! 100 508 292 93	 POL KLASIŃSKI Bartosz	ALKS STAL OCETIX IGLOTEX Grudziądz	+ 02'28"



119.	169 *	100 518 851 79	 POL	SZARY Jan	POLISH National Team	+ 01'07"
120.	147	100 365 867 64	 LTU	ŠIDLAUSKAS Erikas	LITHUANIA National Junior Team	+ 01'07"
121.	158	100 458 199 52	 FIN	MIELIKÄINEN Otto	SKODA Fincycling Junior Team	+ 01'07"
122.	137	100 234 596 34	 GEO	BARBAKADZE Tengiz	GEORGIAN National Team	+ 02'28"
123.	28	100 542 941 16	 BLR	SHMANTSAR Aliaksei	RGUOR Minsk	+ 01'07"
124.	184 *	100 361 211 64	 DEN	FLØ PEDERSEN Jonas	HECHMANN Cycling - Slagelse Junior	+ 02'28"
125.	35 *	100 348 342 96	 UKR	SMITANYUK Oleksandr	UKRAINE TRACK Team	+ 02'45"
126.	53	100 164 861 42	 BEL	VAN DEN BROECK Arno	Forte U19 Cycling Team	+ 01'07"
127.	162 *	100 631 863 86	 ROU	MARCU Adi	ROMANIA National Team	+ 01'07"
128.	142 *	100 605 489 96	 GEO	ROSTIASHVILI Saba	GEORGIAN National Team	+ 03'20"
129.	65 *	100 482 039 30	 CZE	MULLER Maxim	CZECH REPUBLIC Track National Team	+ 01'07"
130.	190 *	100 548 761 16	 POL	DROBEK Hubert	LMGKK "ZIEMIA BRZESKA"	+ 01'07"
131.	114 *	100 548 805 60	 POL	KIRAGA Radosław	KS POGOŃ MOSTOSTAL Puławy	+ 01'07"
132.	11	100 633 977 66	 ISR	LAHAV Omer	ISRAELI National Team	+ 01'07"
133.	81	100 524 765 76	 POL	SOSIŃSKI Konrad	SMS Toruń	+ 01'07"
134.	75 *!	100 069 417 46	 POL	RUTKOWSKI Jakub	UKS COPERNICUS	+ 05'05"
135.	25 *	100 657 226 35	 BLR	HIL Maksim	RGUOR Minsk	+ 05'28"
136.	24 *	100 765 826 92	 BLR	HAIKOVICH Mikita	RGUOR Minsk	+ 05'28"
137.	29 *	100 766 285 66	 BLR	ZAITSAU Daniil	RGUOR Minsk	+ 05'28"
138.	128	100 349 550 43	 RUS	NAUMOV Evgeny	GUOR Shchelkowo	+ 06'34"
139.	192 *	100 591 636 17	 POL	JAKIMIUK Michał	LMGKK "ZIEMIA BRZESKA"	+ 08'58"
140.	101	100 488 719 17	 POL	PROKOPYSZYN Filip	SMS Żyrardów	+ 09'27"
141.	187 *	100 551 150 77	 DEN	VOLDBJERG Carl F.P.	HECHMANN Cycling - Slagelse Junior	+ 13'08"
142.	183 *	100 361 220 73	 DEN	LARSEN Tue	HECHMANN Cycling - Slagelse Junior	+ 13'08"
143.	43 *	100 226 953 54	 NED	DE SCHEPPER Ward	WV De Jonge Renner	+ 13'08"
144.	63 *	100 473 094 09	 CZE	KŘEŇEK Adam	CZECH REPUBLIC Track National Team	+ 13'28"
145.	74	100 514 738 40	 POL	KASPRZYK Paweł	UKS COPERNICUS	+ 13'28"
146.	12	100 636 632 05	 ISR	OLKHA Daniel	ISRAELI National Team	+ 13'28"
147.	177 *	100 521 776 94	 LAT	ZOMMERS Elvijs	LATVIAN National Team	+ 15'09"
148.	85 *	100 636 796 72	 EST	LAANEMÄE Erki	ESTONIAN National Team	+ 15'09"
149.	83	100 539 153 11	 POL	JAKUBASZ Mateusz	SMS Toruń	+ 15'09"
	10 *	100 631 102 04	 ISR	ZAHOR Yuval	ISRAELI National Team	wycofany / abandoned
	23	100 525 854 01	 POL	STĘPIEŃ Wojciech	DOLNY ŚLĄSK Region	wycofany / abandoned
	31	100 046 244 56	 POL	GŁOWACKI Dawid	DOLNY ŚLĄSK Klub	wycofany / abandoned
	33	100 519 762 20	 POL	HUSAR Mateusz	DOLNY ŚLĄSK Klub	wycofany / abandoned
	51	100 483 625 64	 DEN	PERTO Jonas Nygaard	Team MASCOT Workwear	wycofany / abandoned
	58 *	100 472 521 18	 CZE	PÁV Tadeáš	CZECH REPUBLIC Track National Team	wycofany / abandoned
	72	100 349 009 84	 UKR	POLIULIUK Bohdan	UKRAINE National Team	wycofany / abandoned
	73 *!	100 519 079 16	 POL	DROZDOWSKI Miłosz	UKS COPERNICUS	wycofany / abandoned
	79 *!	100 519 053 87	 POL	MUZALEWSKI Robert	SMS Toruń	wycofany / abandoned
	89 *	100 636 736 12	 EST	LIVINTSEV Anton	ESTONIAN National Team	wycofany / abandoned
	118	100 546 705 94	 POL	WITASZEK Łukasz	KS POGOŃ MOSTOSTAL Puławy	wycofany / abandoned
	130	100 349 880 82	 RUS	YATSENKO Ivan	GUOR Shchelkowo	wycofany / abandoned
	135	100 239 036 12	 GBR	PERRY Louis	HMT Cycling Team	wycofany / abandoned



149	100 539 595 65		POL FRĄCKOWIAK Jakub	KLTC Konin- Koźminek	wycofany / abandoned
164	100 555 435 94		ROU TOROK Szilard	ROMANIA National Team	wycofany / abandoned
172 *	100 528 484 12		LAT DRESMANIS Ričards	LATVIAN National Team	wycofany / abandoned
173 *	100 521 784 05		LAT DUSASKIS Jurijs	LATVIAN National Team	wycofany / abandoned
176	100 521 744 62		LAT ZIKRĀTIJS Devids	LATVIAN National Team	wycofany / abandoned
178 *	100 538 106 31		POL DĄBSKI Patryk	GKK OPTY-Mazowsze	wycofany / abandoned
180	100 548 290 30		POL ŁAZARCZYK Adrian	GKK OPTY-Mazowsze	wycofany / abandoned
182	100 548 443 86		POL TRYC Jakub	GKK OPTY-Mazowsze	wycofany / abandoned
191	100 489 534 56		POL GRUSZCZYŃSKI Piotr	LMGKK "ZIEMIA BRZESKA"	wycofany / abandoned

Uprawnionych do startu na etapie: 171 zawodników. Entitled to start on the stage: 171 of riders.

Etap ukończyło: 149 zawodników. Stage finished: 149 of riders.

Zawodnicy wyeliminowani z wyścigu / Out of the running riders :

* wycofany / abandoned

22 zawod. / rid.

KOMUNIKAT Komisji Sędziowskiej: / COMMUNIQUE COMMISSAIRES' PANEL:

Zawodnicy Nr Nr: / Riders No. No.:

11 LAHAV Omer - ISR 10063397766 - ISRAELI National Team
 28 SHMANTSAR Aliaksei - BLR 10054294116 - RGUOR Minsk
 53 VAN DEN BROECK Arno - BEL 10016486142 - Forte U19 Cycling Team
 65 MULLER Maxim - CZE 10048203930 - CZECH REPUBLIC Track National Team
 81 SOSIŃSKI Konrad - POL 10052476576 - SMS Toruń
 114 KIRAGA Radosław - POL 10054880560 - KS POGOŃ MOSTOSTAL Puławy
 147 ŠIDLAUSKAS Erikas - LTU 10036586764 - LITHUANIA National Junior Team
 158 MIELIKÄINEN Otto - FIN 10045819952 - SKODA Fincycling Junior Team
 162 MARCU Adi - ROU 10063186386 - ROMANIA National Team
 169 SZARY Jan - POL 10051885179 - POLISH National Team
 171 JAKUBIUK Mateusz - POL 10054307250 - POLISH National Team
 190 DROBEK Hubert - POL 10054876116 - LMGKK "ZIEMIA BRZESKA"

otrzymują czas głównej grupy ze względu na kraksę na ostatnich 3 km (Art.. 2.6.027) / get time of the main bunch due to the crash in the last 3 km (Art.. 2.6.027).

Wyniki lotnych premii na 2 etapie / Results of intermediate sprints on stage 2 :

1 premia - Świecie na 29.2 km / 1 sprint - Świecie on 29.2 km.

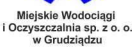
1.	148	100 461 312 61		LTU GELŽINIS Rokas	LITHUANIA National Junior Team	3 p.	3 s.
2.	120	100 514 576 72		POL NIKIEL Aleksander	TKK PACIFIC NESTLE FITNESS CT	2 p.	2 s.
3.	57	100 226 986 87		NED VAN DER TUUK Axel	Forte U19 Cycling Team	1 p.	1 s.

2 premia - Świecie na 58.4 km / 2 sprint - Świecie on 58.4 km.

1.	47	100 511 064 52		DEN CHANGIZI Sebastian Kolze	Team MASCOT Workwear	3 p.	3 s.
2.	40	100 233 526 31		NED VAN VEENENDAAL Hidde	WV De Jonge Renner	2 p.	2 s.
3.	52	100 361 161 14		DEN THOMSEN Frederik	Team MASCOT Workwear	1 p.	1 s.

3 premia - Świecie na 87.6 km / 3 sprint - Świecie on 87.6 km.

1.	103	100 364 407 59		GE HENKELMANN Milan	RSC Cottbus	3 p.	3 s.
2.	47	100 511 064 52		DEN CHANGIZI Sebastian Kolze	Team MASCOT Workwear	2 p.	2 s.
3.	93	100 561 079 15		BLR MAZUR Dzianis	BELARUS National Team	1 p.	1 s.



Klasyfikacja drużynowa na etapie 2 :**Team classification on stage 2 :**

Miejsce Place	Drużyna Team	Kod drużyny Code team	Czas drużyny Time team	Różnica Gap
1.	Team MASCOT Workwear	MAS	6h 53' 32"	
2.	Forte U19 Cycling Team	FOR	6h 55' 38"	+ 0h 02' 06"
3.	WV De Jonge Renner	WVD	6h 55' 38"	+ 0h 02' 06"
4.	RSC Cottbus	RSC	6h 55' 42"	+ 0h 02' 10"
5.	UKRAINE National Team	UKR	6h 55' 42"	+ 0h 02' 10"
6.	CZECH REPUBLIC Track National Team	CZE	6h 55' 42"	+ 0h 02' 10"
7.	HMT Cycling Team	HMT	6h 55' 42"	+ 0h 02' 10"
8.	GUOR Shchelkowo	GUO	6h 55' 42"	+ 0h 02' 10"
9.	ISRAELI National Team	ISR	6h 56' 45"	+ 0h 03' 13"
10.	LITHUANIA National Junior Team	LTU	6h 56' 45"	+ 0h 03' 13"
11.	ALKS STAL OCETIX IGLOTEX Grudziądz	ALK	6h 56' 45"	+ 0h 03' 13"
12.	SMS Żyrardów	SMZ	6h 56' 45"	+ 0h 03' 13"
13.	OLIMPIISKII REZERV Sestroretsk	REZ	6h 56' 45"	+ 0h 03' 13"
14.	TKK PACIFIC NESTLE FITNESS CT	TKK	6h 56' 45"	+ 0h 03' 13"
15.	UKRAINE TRACK Team	UTT	6h 56' 45"	+ 0h 03' 13"
16.	POLISH National Team	POL	6h 56' 45"	+ 0h 03' 13"
17.	ESTONIAN National Team	EST	6h 56' 45"	+ 0h 03' 13"
18.	SKODA Fincycling Junior Team	SKO	6h 56' 45"	+ 0h 03' 13"
19.	SLOVAK National Team	SVK	6h 56' 45"	+ 0h 03' 13"
20.	KLTC Konin- Koźminek	KLT	6h 56' 45"	+ 0h 03' 13"
21.	SMS Toruń	TOR	6h 56' 45"	+ 0h 03' 13"
22.	BELARUS National Team	BLR	6h 56' 45"	+ 0h 03' 13"
23.	RGUOR Minsk	RGU	6h 56' 45"	+ 0h 03' 13"
24.	DOLNY ŚLĄSK Region	DSR	6h 56' 45"	+ 0h 03' 13"
25.	GEORGIAN National Team	GEO	6h 56' 45"	+ 0h 03' 13"
26.	LMGKK "ZIEMIA BRZESKA"	LMG	6h 56' 45"	+ 0h 03' 13"
27.	KS POGOŃ MOSTOSTAL Puławy	POG	6h 56' 45"	+ 0h 03' 13"
28.	ROMANIA National Team	ROU	6h 56' 45"	+ 0h 03' 13"
29.	HECHMANN Cycling - Slagelse Junior	HCS	6h 58' 06"	+ 0h 04' 34"
30.	UKS COPERNICUS	COP	7h 00' 43"	+ 0h 07' 11"
31.	LATVIAN National Team	LAT	7h 10' 47"	+ 0h 17' 15"



KLASYFIKACJE PO ETAPACH / GENERAL CLASSIFICATIONS:



Klasyfikacja generalna po etapach :

Individual general classification :

SPONSOR: ZAXY

Łączny dystans / Total distance: 219.0 km













































Vp = 44.719 km/h

M-ce Place	Nr No	UCI ID	NAZWISKO i imię Name and first name	Drużyna / Team	Czas Time	Różnica Gap	Ranking
1.	55 *	100 227 110 17	NED KOOIJ Olav	Forte U19 Cycling Team	4h 53' 36"		+ 1 ▲
2.	47	100 511 064 52	DEN CHANGIZI Sebastian Kolze	Team MASCOT Workwear	4h 53' 38"	+ 0h 00' 02"	+ 24 ▲
3.	40 *	100 233 526 31	NED VAN VEENENDAAL Hidde	WV De Jonge Renner	4h 53' 43"	+ 0h 00' 07"	+ 17 ▲
4.	103	100 364 407 59	GER HENKELMANN Milan	RSC Cottbus	4h 53' 54"	+ 0h 00' 18"	+ 19 ▲
5.	50	100 461 361 13	DEN JACOBSEN Niklas Spilcker	Team MASCOT Workwear	4h 53' 57"	+ 0h 00' 21"	+ 19 ▲
6.	52	100 361 161 14	DEN THOMSEN Frederik	Team MASCOT Workwear	4h 54' 17"	+ 0h 00' 41"	+ 29 ▲
7.	127 *	100 360 449 78	RUS IULKIN Ivan	GUOR Shchelkovo	4h 54' 27"	+ 0h 00' 51"	+ 52 ▲
8.	136	100 238 536 94	GBR WOOD Harrison	HMT Cycling Team	4h 54' 27"	+ 0h 00' 51"	+ 69 ▲
9.	179 *	100 552 063 20	POL JURASZ Dawid	GKK OPTY-Mazowsze	4h 54' 27"	+ 0h 00' 51"	+ 67 ▲
10.	56 *	100 228 729 84	NED DEL GROSSO Bodi	Forte U19 Cycling Team	4h 54' 46"	+ 0h 01' 10"	- 9 ▼
11.	148	100 461 312 61	LTU GELŽINIS Rokas	LITHUANIA National Junior Team	4h 54' 54"	+ 0h 01' 18"	- 5 ▼
12.	168	100 153 381 08	POL RICHTER Wiktor	POLISH National Team	4h 54' 54"	+ 0h 01' 18"	- 9 ▼
13.	44	100 227 287 00	NED SPAPEN Mauro	WV De Jonge Renner	4h 54' 55"	+ 0h 01' 19"	- 9 ▼
14.	32	100 488 720 18	POL KLEMENTOWSKI Kornel	DOLNY ŚLĄSK Klub	4h 54' 56"	+ 0h 01' 20"	- 9 ▼
15.	70	100 161 078 42	UKR HNIDASHEV Yaroslav	UKRAINE National Team	4h 54' 57"	+ 0h 01' 21"	- 7 ▼
16.	41	100 233 561 66	NED KAMP Ryan	WV De Jonge Renner	4h 54' 57"	+ 0h 01' 21"	- 3 ▼
17.	4 *!	100 546 597 83	POL BELNIAK Maciej	ALKS STAL OCETIX IGLOTEX Grudziądz	4h 54' 57"	+ 0h 01' 21"	- 6 ▼
18.	166	100 545 399 49	POL BZDAK Cezary	POLISH National Team	4h 54' 57"	+ 0h 01' 21"	- 6 ▼
19.	175	100 521 760 78	LAT RENDORS Arvis	LATVIAN National Team	4h 54' 57"	+ 0h 01' 21"	▶
20.	100	100 546 698 87	POL ZABŁOCKI Bartłomiej	SMS Żyrardów	4h 54' 57"	+ 0h 01' 21"	- 5 ▼
21.	71 *	100 349 041 19	UKR PYLYPCHUK Vitalii	UKRAINE National Team	4h 54' 57"	+ 0h 01' 21"	- 4 ▼
22.	17	100 460 382 04	SVK LISKA Andrej	SLOVAK National Team	4h 54' 57"	+ 0h 01' 21"	- 13 ▼
23.	78 *!	100 519 038 72	POL BIERNACKI Filip	SMS Toruń	4h 54' 57"	+ 0h 01' 21"	- 9 ▼
24.	68	100 348 970 45	UKR PARASHCHAK Yaroslav	UKRAINE National Team	4h 54' 57"	+ 0h 01' 21"	- 17 ▼
25.	92	100 159 794 19	BLR MARCHUK Dzianis	BELARUS National Team	4h 54' 57"	+ 0h 01' 21"	- 15 ▼
26.	113 *	100 360 757 95	RUS BALANEV Daniil	OLIMPIISKII REZERV Sestroretsk	4h 54' 57"	+ 0h 01' 21"	- 10 ▼
27.	91	100 159 785 10	BLR KIRYEVICH Artur	BELARUS National Team	4h 54' 57"	+ 0h 01' 21"	- 9 ▼
28.	95	100 561 083 19	BLR PASHKEVICH Kiryl	BELARUS National Team	4h 55' 00"	+ 0h 01' 24"	- 7 ▼
29.	9 *	100 631 079 78	ISR KOGUT Oded	ISRAELI National Team	4h 55' 00"	+ 0h 01' 24"	- 1 ▼
30.	84	100 348 136 84	EST ÄRM Rait	ESTONIAN National Team	4h 55' 00"	+ 0h 01' 24"	- 1 ▼
31.	53	100 164 861 42	BEL VAN DEN BROECK Arno	Forte U19 Cycling Team	4h 55' 00"	+ 0h 01' 24"	- 9 ▼
32.	147	100 365 867 64	LTU ŠIDLAUSKAS Erikas	LITHUANIA National Junior Team	4h 55' 00"	+ 0h 01' 24"	- 7 ▼
33.	188	100 489 537 59	POL DOMIN Krzysztof	LMGKK "ZIEMIA BRZESKA"	4h 55' 00"	+ 0h 01' 24"	- 3 ▼
34.	57 *	100 226 986 87	NED VAN DER TUUK Axel	Forte U19 Cycling Team	4h 55' 06"	+ 0h 01' 30"	- 2 ▼
35.	39	100 161 063 27	UKR KANAKA Oleg	UKRAINE TRACK Team	4h 55' 07"	+ 0h 01' 31"	- 4 ▼
36.	45 *	100 233 536 41	NED PAVONE Gianni	WV De Jonge Renner	4h 55' 07"	+ 0h 01' 31"	- 3 ▼
37.	81	100 524 765 76	POL SOSIŃSKI Konrad	SMS Toruń	4h 55' 07"	+ 0h 01' 31"	- 3 ▼
38.	8	100 620 058 18	ISR GOLDSTEIN Edo	ISRAELI National Team	4h 55' 27"	+ 0h 01' 51"	- 1 ▼
39.	99 *	100 143 855 85	POL WIŚNIEWSKI Dawid	SMS Żyrardów	4h 55' 27"	+ 0h 01' 51"	▶



PATRONAT MEDIALNY:



40.	54	100 163 845 93	 BEL	DE MESMAEKER Tibo	Forte U19 Cycling Team	4h 55' 27"	+ 0h 01' 51"	- 2 ▼
41.	109	100 349 750 49	 RUS	POTEKALO Nikolay	OLIMPIISKII REZERV Sestroretsk	4h 55' 27"	+ 0h 01' 51"	- 5 ▼
42.	27 *	100 541 411 38	 BLR	MANDZIK Pavel	RGUOR Minsk	4h 55' 27"	+ 0h 01' 51"	- 2 ▼
43.	13	100 460 676 07	 SVK	FOLTAN Matus	SLOVAK National Team	4h 55' 27"	+ 0h 01' 51"	- 2 ▼
44.	120	100 514 576 72	 POL	NIKIEL Aleksander	TKK PACIFIC NESTLE FITNESS CT	4h 55' 28"	+ 0h 01' 52"	▶
45.	93	100 561 079 15	 BLR	MAZUR Dzanis	BELARUS National Team	4h 55' 29"	+ 0h 01' 53"	+ 17 ▲
46.	96	100 546 348 28	 POL	KAMIŃSKI Kamil	SMS Żyrardów	4h 55' 30"	+ 0h 01' 54"	- 1 ▼
47.	108	100 349 299 83	 RUS	CHIRUKHIN Mikhail	OLIMPIISKII REZERV Sestroretsk	4h 55' 30"	+ 0h 01' 54"	- 4 ▼
48.	102	100 364 350 02	 GER	GEHRMANN Max	RSC Cottbus	4h 55' 30"	+ 0h 01' 54"	+ 4 ▲
49.	105 *	100 491 530 15	 GER	ROHDE Luca	RSC Cottbus	4h 55' 30"	+ 0h 01' 54"	▶
50.	106	100 517 882 80	 GER	THIEDE Mike	RSC Cottbus	4h 55' 30"	+ 0h 01' 54"	+ 8 ▲
51.	112 *	100 360 346 72	 RUS	IVANOV Pavel	OLIMPIISKII REZERV Sestroretsk	4h 55' 30"	+ 0h 01' 54"	+ 6 ▲
52.	94	100 561 074 10	 BLR	MAZGA Maksim	BELARUS National Team	4h 55' 30"	+ 0h 01' 54"	- 4 ▼
53.	6 *!	100 546 714 06	 POL	TACZYŃSKI Kamil	ALKS STAL OCETIX IGLOTEX Grudziądz	4h 55' 30"	+ 0h 01' 54"	+ 8 ▲
54.	167 *	100 525 907 54	 POL	JASKOT Michał	POLISH National Team	4h 55' 30"	+ 0h 01' 54"	- 8 ▼
55.	38	100 161 048 12	 UKR	KANAKA Marian	UKRAINE TRACK Team	4h 55' 30"	+ 0h 01' 54"	+ 11 ▲
56.	48 *	100 540 174 62	 DEN	FENNEBERG Mads	Team MASCOT Workwear	4h 55' 30"	+ 0h 01' 54"	- 9 ▼
57.	126	100 349 119 00	 RUS	KURIANOV Sergei	GUOR Shchelkowo	4h 55' 30"	+ 0h 01' 54"	- 7 ▼
58.	123	100 514 722 24	 POL	MODLIŃSKI Marcel	TKK PACIFIC NESTLE FITNESS CT	4h 55' 30"	+ 0h 01' 54"	+ 6 ▲
59.	170	100 557 988 28	 POL	PÓŁTORAK Kacper	POLISH National Team	4h 55' 30"	+ 0h 01' 54"	+ 1 ▲
60.	20	100 534 434 45	 POL	MICHALSKI Łukasz	DOLNY ŚLĄSK Region	4h 55' 30"	+ 0h 01' 54"	- 5 ▼
61.	3 *!	100 546 268 45	 POL	KOŁODZIEJSKI Konrad	ALKS STAL OCETIX IGLOTEX Grudziądz	4h 55' 30"	+ 0h 01' 54"	+ 9 ▲
62.	37 *	100 161 036 00	 UKR	BARTYUK Dmytro	UKRAINE TRACK Team	4h 55' 30"	+ 0h 01' 54"	+ 13 ▲
63.	15	100 460 292 11	 SVK	COMA Richard	SLOVAK National Team	4h 55' 30"	+ 0h 01' 54"	+ 4 ▲
64.	104	100 364 430 82	 GER	PETER Jannis	RSC Cottbus	4h 55' 30"	+ 0h 01' 54"	- 10 ▼
65.	22	100 534 437 48	 POL	BIENIEK Damian	DOLNY ŚLĄSK Region	4h 55' 30"	+ 0h 01' 54"	- 2 ▼
66.	86 *	100 636 794 70	 EST	TREIMUTH Henri	ESTONIAN National Team	4h 55' 30"	+ 0h 01' 54"	+ 7 ▲
67.	16 *	100 460 911 48	 SVK	BANIAR Matus	SLOVAK National Team	4h 55' 30"	+ 0h 01' 54"	+ 5 ▲
68.	121	100 546 273 50	 POL	WOJTOWICZ Dawid	TKK PACIFIC NESTLE FITNESS CT	4h 55' 30"	+ 0h 01' 54"	+ 3 ▲
69.	117	100 550 805 23	 POL	RAJTAK Mateusz	KS POGOŃ MOSTOSTAL Puławy	4h 55' 30"	+ 0h 01' 54"	- 1 ▼
70.	82	100 529 423 78	 POL	ŚMIESZEK Jakub	SMS Toruń	4h 55' 30"	+ 0h 01' 54"	+ 8 ▲
71.	169 *	100 518 851 79	 POL	SZARY Jan	POLISH National Team	4h 55' 30"	+ 0h 01' 54"	+ 3 ▲
72.	161	100 617 099 66	 ROU	JITARU Ciprian	ROMANIA National Team	4h 55' 30"	+ 0h 01' 54"	+ 7 ▲
73.	69	100 161 067 31	 UKR	KOSHOVYI Ruslan	UKRAINE National Team	4h 55' 32"	+ 0h 01' 56"	+ 29 ▲
74.	107 *	100 585 529 21	 GER	WILKSCH Hannes	RSC Cottbus	4h 56' 08"	+ 0h 02' 32"	+ 7 ▲
75.	124	100 348 122 70	 POL	GRZENKOWICZ Nikodem	TKK PACIFIC NESTLE FITNESS CT	4h 56' 14"	+ 0h 02' 38"	+ 7 ▲
76.	88 *	100 636 770 46	 EST	KARPENKO Gleb	ESTONIAN National Team	4h 56' 20"	+ 0h 02' 44"	+ 7 ▲
77.	129	100 349 165 46	 RUS	VIKULOV Evgeny	GUOR Shchelkowo	4h 56' 31"	+ 0h 02' 55"	+ 7 ▲
78.	80	100 543 129 10	 POL	RADUCKI Maciej	SMS Toruń	4h 56' 31"	+ 0h 02' 55"	+ 7 ▲
79.	19	100 550 984 08	 POL	ZARĘBSKI Marcin	DOLNY ŚLĄSK Region	4h 56' 31"	+ 0h 02' 55"	+ 7 ▲
80.	143	100 365 893 90	 LTU	KELMELIS Aristidas	LITHUANIA National Junior Team	4h 56' 31"	+ 0h 02' 55"	+ 7 ▲
81.	36	100 348 811 80	 UKR	KRYVYI Maksym	UKRAINE TRACK Team	4h 56' 31"	+ 0h 02' 55"	+ 7 ▲
82.	133	100 237 110 26	 GBR	LAVERICK Joseph	HMT Cycling Team	4h 56' 31"	+ 0h 02' 55"	+ 9 ▲
83.	174 *	100 521 835 56	 LAT	LĪVS Gatis	LATVIAN National Team	4h 56' 31"	+ 0h 02' 55"	+ 7 ▲



84.	21	100 534 435 46		POL	STELCZYK Szymon	DOLNY ŚLĄSK Region	4h 56' 31"	+ 0h 02' 55"	+ 12 ▲
85.	157	100 458 100 50		FIN	LAHTI Sampo	SKODA Fincycling Junior Team	4h 56' 31"	+ 0h 02' 55"	+ 10 ▲
86.	171	100 543 072 50		POL	JAKUBIUK Mateusz	POLISH National Team	4h 56' 31"	+ 0h 02' 55"	+ 7 ▲
87.	11	100 633 977 66		ISR	LAHAV Omer	ISRAELI National Team	4h 56' 31"	+ 0h 02' 55"	+ 7 ▲
88.	159 *	100 458 104 54		FIN	ÖHMAN Samuli	SKODA Fincycling Junior Team	4h 56' 32"	+ 0h 02' 56"	+ 9 ▲
89.	146	100 365 896 93		LTU	KMIELIAUSKAS Rokas	LITHUANIA National Junior Team	4h 56' 35"	+ 0h 02' 59"	+ 11 ▲
90.	62	100 473 032 44		CZE	VONEŠ Jan	CZECH REPUBLIC Track National Team	4h 56' 35"	+ 0h 02' 59"	+ 9 ▲
91.	165	100 620 481 53		ROU	VASILOIU Valentin	ROMANIA National Team	4h 56' 35"	+ 0h 02' 59"	+ 12 ▲
92.	151 *	100 524 772 83		POL	KUDERCZAK Dawid	KLTC Konin- Koźminek	4h 56' 35"	+ 0h 02' 59"	+ 16 ▲
93.	190 *	100 548 761 16		POL	DROBEK Hubert	LMGKK "ZIEMIA BRZESKA"	4h 56' 35"	+ 0h 02' 59"	+ 11 ▲
94.	14 *	100 460 245 61		SVK	SIKORA David	SLOVAK National Team	4h 56' 35"	+ 0h 02' 59"	+ 15 ▲
95.	110 *	100 360 171 91		RUS	KHUDYAKOV Ruslan	OLIMPIISKII REZERV Sestroretsk	4h 56' 43"	+ 0h 03' 07"	+ 15 ▲
96.	7	100 633 975 64		ISR	WEINBERG Roi	ISRAELI National Team	4h 56' 52"	+ 0h 03' 16"	+ 16 ▲
97.	59 *	100 463 312 24		CZE	JANOŠ Matyáš	CZECH REPUBLIC Track National Team	4h 56' 52"	+ 0h 03' 16"	+ 16 ▲
98.	87 *	100 153 833 72		EST	MIRZOJEV Artjom	ESTONIAN National Team	4h 56' 52"	+ 0h 03' 16"	+ 16 ▲
99.	35 *	100 348 342 96		UKR	SMITANYUK Oleksandr	UKRAINE TRACK Team	4h 57' 08"	+ 0h 03' 32"	- 34 ▼
100.	5 !	100 508 676 89		POL	ŚCIBIOR Jakub	ALKS STAL OCETIX IGLOTEX Grudziądz	4h 57' 10"	+ 0h 03' 34"	+ 15 ▲
101.	64 *	100 472 991 03		CZE	KOLARIK Lukas	CZECH REPUBLIC Track National Team	4h 57' 26"	+ 0h 03' 50"	+ 27 ▲
102.	141 *	100 605 491 01		GEO	PIRANISHVILI Avtandil	GEORGIAN National Team	4h 57' 36"	+ 0h 04' 00"	+ 14 ▲
103.	155	100 458 374 33		FIN	BERGMAN Robin	SKODA Fincycling Junior Team	4h 57' 36"	+ 0h 04' 00"	+ 17 ▲
104.	150 *	100 592 447 52		POL	KAWA Mikołaj	KLTC Konin- Koźminek	4h 57' 36"	+ 0h 04' 00"	+ 14 ▲
105.	26 *	100 765 806 72		BLR	KAVALIOU Kiryl	RGUOR Minsk	4h 57' 41"	+ 0h 04' 05"	+ 18 ▲
106.	185	100 558 522 77		DEN	ZINCK Nicolai	HECHMANN Cycling - Slagelse Junior	4h 57' 41"	+ 0h 04' 05"	+ 18 ▲
107.	77 *	100 551 544 83		POL	SIŃSKI Kacper	UKS COPERNICUS	4h 57' 41"	+ 0h 04' 05"	+ 18 ▲
108.	189	100 591 754 38		POL	KUJAWA Michał	LMGKK "ZIEMIA BRZESKA"	4h 58' 42"	+ 0h 05' 06"	+ 21 ▲
109.	186 *	100 501 191 73		DEN	SCHMIDT Emil Vinther	HECHMANN Cycling - Slagelse Junior	4h 58' 45"	+ 0h 05' 09"	+ 21 ▲
110.	184 *	100 361 211 64		DEN	FLØ PEDERSEN Jonas	HECHMANN Cycling - Slagelse Junior	4h 58' 57"	+ 0h 05' 21"	+ 11 ▲
111.	49 *	100 538 179 07		DEN	FOLDAGER Anders	Team MASCOT Workwear	4h 59' 22"	+ 0h 05' 46"	+ 20 ▲
112.	134	100 239 327 12		GBR	LLOYD Jamie	HMT Cycling Team	4h 59' 39"	+ 0h 06' 03"	+ 21 ▲
113.	138 *	100 605 662 75		GEO	KHABAZI Tornike	GEORGIAN National Team	4h 59' 49"	+ 0h 06' 13"	+ 21 ▲
114.	25 *	100 657 226 35		BLR	HIL Maksim	RGUOR Minsk	4h 59' 51"	+ 0h 06' 15"	- 63 ▼
115.	28	100 542 941 16		BLR	SHMANTSAR Aliaksei	RGUOR Minsk	5h 00' 16"	+ 0h 06' 40"	+ 21 ▲
116.	139	100 234 588 26		GEO	KOCHAKIDZE Giorgi	GEORGIAN National Team	5h 00' 19"	+ 0h 06' 43"	+ 21 ▲
117.	153 *	100 525 956 06		POL	PLUTA Dawid	KLTC Konin- Koźminek	5h 00' 49"	+ 0h 07' 13"	+ 22 ▲
118.	2 !	100 508 292 93		POL	KLASIŃSKI Bartosz	ALKS STAL OCETIX IGLOTEX Grudziądz	5h 00' 51"	+ 0h 07' 15"	+ 14 ▲
119.	131 *	100 238 614 75		GBR	EDWARDS Alexi	HMT Cycling Team	5h 01' 20"	+ 0h 07' 44"	+ 22 ▲
120.	156	100 153 500 30		FIN	KOLEHMAINEN Otto Pyy Petteri	SKODA Fincycling Junior Team	5h 01' 20"	+ 0h 07' 44"	+ 22 ▲
121.	137	100 234 596 34		GEO	BARBAKADZE Tengiz	GEORGIAN National Team	5h 02' 11"	+ 0h 08' 35"	+ 19 ▲
122.	24 *	100 765 826 92		BLR	HAIKOVICH Mikita	RGUOR Minsk	5h 02' 14"	+ 0h 08' 38"	+ 5 ▲
123.	65 *	100 482 039 30		CZE	MULLER Maxim	CZECH REPUBLIC Track National Team	5h 02' 51"	+ 0h 09' 15"	+ 21 ▲
124.	144	100 365 894 91		LTU	BUTKEVIČIUS Algirdas	LITHUANIA National Junior Team	5h 02' 55"	+ 0h 09' 19"	+ 23 ▲
125.	128	100 349 550 43		RUS	NAUMOV Evgeny	GUOR Shchelkovo	5h 03' 03"	+ 0h 09' 27"	- 3 ▼
126.	115	100 546 675 64		POL	KRÓL Cezary	KS POGOŃ MOSTOSTAL Puławy	5h 03' 10"	+ 0h 09' 34"	+ 22 ▲
127.	76 *!	100 519 084 21		POL	RYSZEWSKI Kamil	UKS COPERNICUS	5h 03' 25"	+ 0h 09' 49"	+ 22 ▲



128.	181 *	100 538 108 33		POL	NOCEŃ Maciej	GKK OPTY-Mazowsze	5h 03' 56"	+ 0h 10' 20"	+ 23 ▲
129.	145 *	100 365 897 94		LTU	GALECKAS Karolis	LITHUANIA National Junior Team	5h 03' 56"	+ 0h 10' 20"	+ 23 ▲
130.	158	100 458 199 52		FIN	MIELIKÄINEN Otto	SKODA Fincycling Junior Team	5h 04' 24"	+ 0h 10' 48"	+ 23 ▲
131.	162 *	100 631 863 86		ROU	MARCU Adi	ROMANIA National Team	5h 04' 36"	+ 0h 11' 00"	+ 23 ▲
132.	67	100 348 346 03		UKR	SOKOLOVSKYI Maksym	UKRAINE National Team	5h 05' 29"	+ 0h 11' 53"	+ 24 ▲
133.	132	100 238 334 86		GBR	HIGGINS George	HMT Cycling Team	5h 05' 29"	+ 0h 11' 53"	+ 24 ▲
134.	192 *	100 591 636 17		POL	JAKIMIUK Michał	LMGKK "ZIEMIA BRZESKA"	5h 05' 35"	+ 0h 11' 59"	- 8 ▼
135.	101	100 488 719 17		POL	PROKOPYSZYN Filip	SMS Żyrardów	5h 05' 56"	+ 0h 12' 20"	- 16 ▼
136.	74	100 514 738 40		POL	KASPRZYK Paweł	UKS COPERNICUS	5h 07' 21"	+ 0h 13' 45"	- 109 ▼
137.	187 *	100 551 150 77		DEN	VOLDBJERG Carl F.P.	HECHMANN Cycling - Slagelse Junior	5h 07' 31"	+ 0h 13' 55"	- 57 ▼
138.	114 *	100 548 805 60		POL	KIRAGA Radosław	KS POGOŃ MOSTOSTAL Puławy	5h 07' 33"	+ 0h 13' 57"	+ 21 ▲
139.	75 *!	100 069 417 46		POL	RUTKOWSKI Jakub	UKS COPERNICUS	5h 07' 50"	+ 0h 14' 14"	+ 11 ▲
140.	63 *	100 473 094 09		CZE	KŘENEK Adam	CZECH REPUBLIC Track National Team	5h 07' 51"	+ 0h 14' 15"	- 84 ▼
141.	122 *	100 546 272 49		POL	ŚLIWKA Daniel	TKK PACIFIC NESTLE FITNESS CT	5h 08' 22"	+ 0h 14' 46"	+ 19 ▲
142.	183 *	100 361 220 73		DEN	LARSEN Tue	HECHMANN Cycling - Slagelse Junior	5h 08' 36"	+ 0h 15' 00"	- 41 ▼
143.	43 *	100 226 953 54		NED	DE SCHEPPER Ward	WV De Jonge Renner	5h 08' 44"	+ 0h 15' 08"	- 32 ▼
144.	177 *	100 521 776 94		LAT	ZOMMERS Elvijs	LATVIAN National Team	5h 09' 29"	+ 0h 15' 53"	- 102 ▼
145.	83	100 539 153 11		POL	JAKUBASZ Mateusz	SMS Toruń	5h 10' 33"	+ 0h 16' 57"	- 53 ▼
146.	85 *	100 636 796 72		EST	LAANEMÄE Erki	ESTONIAN National Team	5h 10' 37"	+ 0h 17' 01"	- 39 ▼
147.	142 *	100 605 489 96		GEO	ROTIASHVILI Saba	GEORGIAN National Team	5h 11' 26"	+ 0h 17' 50"	+ 14 ▲
148.	12	100 636 632 05		ISR	OLKHA Daniel	ISRAELI National Team	5h 14' 31"	+ 0h 20' 55"	- 5 ▼
149.	29 *	100 766 285 66		BLR	ZAITSAU Daniil	RGUOR Minsk	5h 17' 43"	+ 0h 24' 07"	+ 19 ▲

**Klasyfikacja punktowa po etapach :****Points general classification :***SPONSOR: MPGN sp. z o.o. w Grudziądzu*

M-ce Place	Nr No	UCI ID	NAZWISKO i imię Name and first name	Drużyna / Team	
1.	55 *	100 227 110 17	KOOIJ Olav	Forte U19 Cycling Team	50 p.
2.	148	100 461 312 61	GELŽINIS Rokas	LITHUANIA National Junior Team	36 p.
3.	44	100 227 287 00	SPAPEN Mauro	WV De Jonge Renner	35 p.
4.	47	100 511 064 52	CHANGIZI Sebastian Kolze	Team MASCOT Workwear	34 p.
5.	52	100 361 161 14	THOMSEN Frederik	Team MASCOT Workwear	34 p.
6.	40 *	100 233 526 31	VAN VEENENDAAL Hidde	WV De Jonge Renner	29 p.
7.	50	100 461 361 13	JACOBSEN Niklas Spilcker	Team MASCOT Workwear	28 p.
8.	68	100 348 970 45	PARASHCHAK Yaroslav	UKRAINE National Team	28 p.
9.	168	100 153 381 08	RICHTER Wiktor	POLISH National Team	25 p.
10.	70	100 161 078 42	HNIDASHEV Yaroslav	UKRAINE National Team	21 p.
11.	56 *	100 228 729 84	DEL GROSSO Bodi	Forte U19 Cycling Team	20 p.
12.	124	100 348 122 70	GRZENKOWICZ Nikodem	TKK PACIFIC NESTLE FITNESS CT	20 p.
13.	32	100 488 720 18	KLEMENTOWSKI Kornel	DOLNY ŚLĄSK Klub	19 p.
14.	64 *	100 472 991 03	KOLARIK Lukas	CZECH REPUBLIC Track National Team	17 p.
15.	136	100 238 536 94	WOOD Harrison	HMT Cycling Team	16 p.
16.	41	100 233 561 66	KAMP Ryan	WV De Jonge Renner	15 p.
17.	54	100 163 845 93	DE MESMAEKER Tibo	Forte U19 Cycling Team	14 p.
18.	69	100 161 067 31	KOSHOVYI Ruslan	UKRAINE National Team	14 p.



19.	103	100 364 407 59		GER	HENKELMANN Milan	RSC Cottbus	13 p.
20.	99 *	100 143 855 85		POL	WIŚNIEWSKI Dawid	SMS Żyrardów	13 p.
21.	109	100 349 750 49		RUS	POTEKALO Nikolay	OLIMPIISKII REZERV Sestroretsk	13 p.
22.	127 *	100 360 449 78		RUS	IULKIN Ivan	GUOR Shchelkovo	11 p.
23.	17	100 460 382 04		SVK	LISKA Andrej	SLOVAK National Team	11 p.
24.	95	100 561 083 19		BLR	PASHKEVICH Kiryl	BELARUS National Team	11 p.
25.	28	100 542 941 16		BLR	SHMANTSAR Aliaksei	RGUOR Minsk	11 p.
26.	179 *	100 552 063 20		POL	JURASZ Dawid	GKK OPTY-Mazowsze	10 p.
27.	92	100 159 794 19		BLR	MARCHUK Dzianis	BELARUS National Team	9 p.
28.	57 *	100 226 986 87		NED	VAN DER TUUK Axel	Forte U19 Cycling Team	9 p.
29.	159 *	100 458 104 54		FIN	ÖHMAN Samuli	SKODA Fincycling Junior Team	9 p.
30.	4 *!	100 546 597 83		POL	BELNIAK Maciej	ALKS STAL OCETIX IGLOTEX Grudziądz	8 p.
31.	147	100 365 867 64		LTU	ŠIDLAUSKAS Erikas	LITHUANIA National Junior Team	8 p.
32.	166	100 545 399 49		POL	BZDAK Cezary	POLISH National Team	7 p.
33.	100	100 546 698 87		POL	ZABŁOCKI Bartłomiej	SMS Żyrardów	6 p.
34.	53	100 164 861 42		BEL	VAN DEN BROECK Arno	Forte U19 Cycling Team	5 p.
35.	8	100 620 058 18		ISR	GOLDSTEIN Edo	ISRAELI National Team	5 p.
36.	71 *	100 349 041 19		UKR	PYLYPCHUK Vitalii	UKRAINE National Team	4 p.
37.	78 *!	100 519 038 72		POL	BIERNACKI Filip	SMS Toruń	4 p.
38.	91	100 159 785 10		BLR	KIRYEVICH Artur	BELARUS National Team	3 p.
39.	113 *	100 360 757 95		RUS	BALANEV Daniil	OLIMPIISKII REZERV Sestroretsk	2 p.
40.	7	100 633 975 64		ISR	WEINBERG Roi	ISRAELI National Team	2 p.
41.	74	100 514 738 40		POL	KASPRZYK Paweł	UKS COPERNICUS	1 p.

Klasyfikacja aktywny po etapach :**The most active rider general classification :****SPONSOR: METRONA Polska**

M-ce Place	Nr No	UCI ID	NAZWISKO i imię Name and first name	Drużyna / Team	
1.	47	100 511 064 52	DEN CHANGIZI Sebastian Kolze	Team MASCOT Workwear	5 p.
2.	55 *	100 227 110 17	NED KOOIJ Olav	Forte U19 Cycling Team	4 p.
3.	40 *	100 233 526 31	NED VAN VEENENDAAL Hidde	WV De Jonge Renner	4 p.
4.	103	100 364 407 59	GER HENKELMANN Milan	RSC Cottbus	3 p.
5.	148	100 461 312 61	LTU GELŽINIS Rokas	LITHUANIA National Junior Team	3 p.
6.	124	100 348 122 70	POL GRZENKOWICZ Nikodem	TKK PACIFIC NESTLE FITNESS CT	3 p.
7.	56 *	100 228 729 84	NED DEL GROSSO Bodi	Forte U19 Cycling Team	2 p.
8.	120	100 514 576 72	POL NIKIEL Aleksander	TKK PACIFIC NESTLE FITNESS CT	2 p.
9.	52	100 361 161 14	DEN THOMSEN Frederik	Team MASCOT Workwear	1 p.
10.	168	100 153 381 08	POL RICHTER Wiktor	POLISH National Team	1 p.
11.	57 *	100 226 986 87	NED VAN DER TUUK Axel	Forte U19 Cycling Team	1 p.
12.	93	100 561 079 15	BLR MAZUR Dzianis	BELARUS National Team	1 p.





Klasyfikacja rocznik 2001 po etapach :
The born in 2001 general classification :
SPONSOR: Urząd Marszałkowski

M-ce Place	Nr No	UCI ID	NAZWISKO i imię Name and first name	Drużyna / Team	Czas Time	Różnica Gap
1.	55	100 227 110 17	NED KOOIJ Olav	Forte U19 Cycling Team	4h 53' 36"	
2.	40	100 233 526 31	NED VAN VEENENDAAL Hidde	WV De Jonge Renner	4h 53' 43"	+ 0h 00' 07"
3.	127	100 360 449 78	RUS IULKIN Ivan	GUOR Shchelkowo	4h 54' 27"	+ 0h 00' 51"
4.	179	100 552 063 20	POL JURASZ Dawid	GKK OPTY-Mazowsze	4h 54' 27"	+ 0h 00' 51"
5.	56	100 228 729 84	NED DEL GROSSO Bodi	Forte U19 Cycling Team	4h 54' 46"	+ 0h 01' 10"
6.	4	! 100 546 597 83	POL BELNIAK Maciej	ALKS STAL OCETIX IGLOTEX Grudziądz	4h 54' 57"	+ 0h 01' 21"
7.	71	100 349 041 19	UKR PYLYPCHUK Vitalii	UKRAINE National Team	4h 54' 57"	+ 0h 01' 21"
8.	78	! 100 519 038 72	POL BIERNACKI Filip	SMS Toruń	4h 54' 57"	+ 0h 01' 21"
9.	113	100 360 757 95	RUS BALANEV Daniil	OLIMPIISKII REZERV Sestroretsk	4h 54' 57"	+ 0h 01' 21"
10.	9	100 631 079 78	ISR KOGUT Oded	ISRAELI National Team	4h 55' 00"	+ 0h 01' 24"
11.	57	100 226 986 87	NED VAN DER TUUK Axel	Forte U19 Cycling Team	4h 55' 06"	+ 0h 01' 30"
12.	45	100 233 536 41	NED PAVONE Gianni	WV De Jonge Renner	4h 55' 07"	+ 0h 01' 31"
13.	99	100 143 855 85	POL WIŚNIEWSKI Dawid	SMS Żyrardów	4h 55' 27"	+ 0h 01' 51"
14.	27	100 541 411 38	BLR MANDZIK Pavel	RGUOR Minsk	4h 55' 27"	+ 0h 01' 51"
15.	105	100 491 530 15	GER ROHDE Luca	RSC Cottbus	4h 55' 30"	+ 0h 01' 54"
16.	112	100 360 346 72	RUS IVANOV Pavel	OLIMPIISKII REZERV Sestroretsk	4h 55' 30"	+ 0h 01' 54"
17.	6	! 100 546 714 06	POL TACZYŃSKI Kamil	ALKS STAL OCETIX IGLOTEX Grudziądz	4h 55' 30"	+ 0h 01' 54"
18.	167	100 525 907 54	POL JASKOT Michał	POLISH National Team	4h 55' 30"	+ 0h 01' 54"
19.	48	100 540 174 62	DEN FENNEBERG Mads	Team MASCOT Workwear	4h 55' 30"	+ 0h 01' 54"
20.	3	! 100 546 268 45	POL KOŁODZIEJSKI Konrad	ALKS STAL OCETIX IGLOTEX Grudziądz	4h 55' 30"	+ 0h 01' 54"
21.	37	100 161 036 00	UKR BARTYUK Dmytro	UKRAINE TRACK Team	4h 55' 30"	+ 0h 01' 54"
22.	86	100 636 794 70	EST TREIMUTH Henri	ESTONIAN National Team	4h 55' 30"	+ 0h 01' 54"
23.	16	100 460 911 48	SVK BANIAR Matus	SLOVAK National Team	4h 55' 30"	+ 0h 01' 54"
24.	169	100 518 851 79	POL SZARY Jan	POLISH National Team	4h 55' 30"	+ 0h 01' 54"
25.	107	100 585 529 21	GER WILKSCH Hannes	RSC Cottbus	4h 56' 08"	+ 0h 02' 32"
26.	88	100 636 770 46	EST KARPENKO Gleb	ESTONIAN National Team	4h 56' 20"	+ 0h 02' 44"
27.	174	100 521 835 56	LAT LĪVS Gatis	LATVIAN National Team	4h 56' 31"	+ 0h 02' 55"
28.	159	100 458 104 54	FIN ÖHMAN Samuli	SKODA Fincycling Junior Team	4h 56' 32"	+ 0h 02' 56"
29.	151	100 524 772 83	POL KUDERCZAK Dawid	KLTC Konin- Koźminek	4h 56' 35"	+ 0h 02' 59"
30.	190	100 548 761 16	POL DROBEK Hubert	LMGKK "ZIEMIA BRZESKA"	4h 56' 35"	+ 0h 02' 59"
31.	14	100 460 245 61	SVK SIKORA David	SLOVAK National Team	4h 56' 35"	+ 0h 02' 59"
32.	110	100 360 171 91	RUS KHUDYAKOV Ruslan	OLIMPIISKII REZERV Sestroretsk	4h 56' 43"	+ 0h 03' 07"
33.	59	100 463 312 24	CZE JANOŠ Matyáš	CZECH REPUBLIC Track National Team	4h 56' 52"	+ 0h 03' 16"
34.	87	100 153 833 72	EST MIRZOJEV Artjom	ESTONIAN National Team	4h 56' 52"	+ 0h 03' 16"
35.	35	100 348 342 96	UKR SMITANYUK Oleksandr	UKRAINE TRACK Team	4h 57' 08"	+ 0h 03' 32"
36.	64	100 472 991 03	CZE KOLARIK Lukas	CZECH REPUBLIC Track National Team	4h 57' 26"	+ 0h 03' 50"
37.	141	100 605 491 01	GEO PIRANISHVILI Avtandil	GEORGIAN National Team	4h 57' 36"	+ 0h 04' 00"
38.	150	100 592 447 52	POL KAWA Mikołaj	KLTC Konin- Koźminek	4h 57' 36"	+ 0h 04' 00"
39.	26	100 765 806 72	BLR KAVALIOU Kiryl	RGUOR Minsk	4h 57' 41"	+ 0h 04' 05"
40.	77	100 551 544 83	POL SIŃSKI Kacper	UKS COPERNICUS	4h 57' 41"	+ 0h 04' 05"



41.	186	100 501 191 73		DEN	SCHMIDT Emil Vinther	HECHMANN Cycling - Slagelse Junior	4h 58' 45"	+ 0h 05' 09"
42.	184	100 361 211 64		DEN	FLØ PEDERSEN Jonas	HECHMANN Cycling - Slagelse Junior	4h 58' 57"	+ 0h 05' 21"
43.	49	100 538 179 07		DEN	FOLDAGER Anders	Team MASCOT Workwear	4h 59' 22"	+ 0h 05' 46"
44.	138	100 605 662 75		GEO	KHABAZI Tornike	GEORGIAN National Team	4h 59' 49"	+ 0h 06' 13"
45.	25	100 657 226 35		BLR	HIL Maksim	RGUOR Minsk	4h 59' 51"	+ 0h 06' 15"
46.	153	100 525 956 06		POL	PLUTA Dawid	KLTC Konin- Kozminek	5h 00' 49"	+ 0h 07' 13"
47.	131	100 238 614 75		GBR	EDWARDS Alexi	HMT Cycling Team	5h 01' 20"	+ 0h 07' 44"
48.	24	100 765 826 92		BLR	HAIKOVICH Mikita	RGUOR Minsk	5h 02' 14"	+ 0h 08' 38"
49.	65	100 482 039 30		CZE	MULLER Maxim	CZECH REPUBLIC Track National Team	5h 02' 51"	+ 0h 09' 15"
50.	76	! 100 519 084 21		POL	RYSZEWSKI Kamil	UKS COPERNICUS	5h 03' 25"	+ 0h 09' 49"
51.	181	100 538 108 33		POL	NOCEŃ Maciej	GKK OPTY-Mazowsze	5h 03' 56"	+ 0h 10' 20"
52.	145	100 365 897 94		LTU	GALECKAS Karolis	LITHUANIA National Junior Team	5h 03' 56"	+ 0h 10' 20"
53.	162	100 631 863 86		ROU	MARCU Adi	ROMANIA National Team	5h 04' 36"	+ 0h 11' 00"
54.	192	100 591 636 17		POL	JAKIMIUK Michał	LMGKK "ZIEMIA BRZESKA"	5h 05' 35"	+ 0h 11' 59"
55.	187	100 551 150 77		DEN	VOLDBJERG Carl F.P.	HECHMANN Cycling - Slagelse Junior	5h 07' 31"	+ 0h 13' 55"
56.	114	100 548 805 60		POL	KIRAGA Radosław	KS POGOŃ MOSTOSTAL Puławy	5h 07' 33"	+ 0h 13' 57"
57.	75	! 100 069 417 46		POL	RUTKOWSKI Jakub	UKS COPERNICUS	5h 07' 50"	+ 0h 14' 14"
58.	63	100 473 094 09		CZE	KŘENEK Adam	CZECH REPUBLIC Track National Team	5h 07' 51"	+ 0h 14' 15"
59.	122	100 546 272 49		POL	ŚLIWKA Daniel	TKK PACIFIC NESTLE FITNESS CT	5h 08' 22"	+ 0h 14' 46"
60.	183	100 361 220 73		DEN	LARSEN Tue	HECHMANN Cycling - Slagelse Junior	5h 08' 36"	+ 0h 15' 00"
61.	43	100 226 953 54		NED	DE SCHEPPER Ward	WV De Jonge Renner	5h 08' 44"	+ 0h 15' 08"
62.	177	100 521 776 94		LAT	ZOMMERS Elvijs	LATVIAN National Team	5h 09' 29"	+ 0h 15' 53"
63.	85	100 636 796 72		EST	LAANEMÄE Erki	ESTONIAN National Team	5h 10' 37"	+ 0h 17' 01"
64.	142	100 605 489 96		GEO	ROTIASHVILI Saba	GEORGIAN National Team	5h 11' 26"	+ 0h 17' 50"
65.	29	100 766 285 66		BLR	ZAITSAU Daniil	RGUOR Minsk	5h 17' 43"	+ 0h 24' 07"



Klasyfikacja na najlepszego zawodnika POMORZA i KUJAW po etapach :

The best rider of Pomerania and Kujawy general classification :

SPONSOR: KPZ LZS Toruń

M-ce Place	Nr No	UCI ID	NAZWISKO i imię Name and first name	Drużyna / Team	Czas Time	Różnica Gap
1.	4	* 100 546 597 83	POL BELNIAK Maciej	ALKS STAL OCETIX IGLOTEX Grudziądz	4h 54' 57"	
2.	78	* 100 519 038 72	POL BIERNACKI Filip	SMS Toruń	4h 54' 57"	
3.	6	* 100 546 714 06	POL TACZYŃSKI Kamil	ALKS STAL OCETIX IGLOTEX Grudziądz	4h 55' 30"	+ 0h 00' 33"
4.	3	* 100 546 268 45	POL KOŁODZIEJSKI Konrad	ALKS STAL OCETIX IGLOTEX Grudziądz	4h 55' 30"	+ 0h 00' 33"
5.	5	100 508 676 89	POL ŚCIBIOR Jakub	ALKS STAL OCETIX IGLOTEX Grudziądz	4h 57' 10"	+ 0h 02' 13"
6.	2	100 508 292 93	POL KLASIŃSKI Bartosz	ALKS STAL OCETIX IGLOTEX Grudziądz	5h 00' 51"	+ 0h 05' 54"
7.	76	* 100 519 084 21	POL RYSZEWSKI Kamil	UKS COPERNICUS	5h 03' 25"	+ 0h 08' 28"
8.	75	* 100 069 417 46	POL RUTKOWSKI Jakub	UKS COPERNICUS	5h 07' 50"	+ 0h 12' 53"



**Klasyfikacja drużynowa po etapach :****Team general classification :****SPONSOR: MWiO sp. z o.o. w Grudziądzu**

Miejsce Place	Drużyna Team	Kod klubu Code team	Czas drużyny Time team	Różnica Gap
1.	Team MASCOT Workwear	MAS	14h 42' 12"	
2.	Forte U19 Cycling Team	FOR	14h 43' 41"	+ 0h 01' 29"
3.	WV De Jonge Renner	WVD	14h 43' 47"	+ 0h 01' 35"
4.	UKRAINE National Team	UKR	14h 43' 48"	+ 0h 01' 36"
5.	RSC Cottbus	RSC	14h 44' 34"	+ 0h 02' 22"
6.	BELARUS National Team	BLR	14h 44' 54"	+ 0h 02' 42"
7.	GUOR Shchelkowo	GUO	14h 45' 24"	+ 0h 03' 12"
8.	POLISH National Team	POL	14h 45' 24"	+ 0h 03' 12"
9.	LITHUANIA National Junior Team	LTU	14h 45' 27"	+ 0h 03' 15"
10.	SMS Toruń	TOR	14h 45' 34"	+ 0h 03' 22"
11.	SMS Żyrardów	SMZ	14h 45' 54"	+ 0h 03' 42"
12.	OLIMPIISKII REZERV Sestroretsk	REZ	14h 45' 54"	+ 0h 03' 42"
13.	SLOVAK National Team	SVK	14h 45' 54"	+ 0h 03' 42"
14.	ISRAELI National Team	ISR	14h 45' 57"	+ 0h 03' 45"
15.	ALKS STAL OCETIX IGLOTEX Grudziądz	ALK	14h 45' 57"	+ 0h 03' 45"
16.	UKRAINE TRACK Team	UTT	14h 46' 07"	+ 0h 03' 55"
17.	TKK PACIFIC NESTLE FITNESS CT	TKK	14h 46' 27"	+ 0h 04' 15"
18.	CZECH REPUBLIC Track National Team	CZE	14h 46' 32"	+ 0h 04' 20"
19.	ESTONIAN National Team	EST	14h 46' 50"	+ 0h 04' 38"
20.	DOLNY ŚLĄSK Region	DSR	14h 47' 31"	+ 0h 05' 19"
21.	HMT Cycling Team	HMT	14h 47' 33"	+ 0h 05' 21"
22.	RGUOR Minsk	RGU	14h 47' 46"	+ 0h 05' 34"
23.	LMGKK "ZIEMIA BRZESKA"	LMG	14h 49' 19"	+ 0h 07' 07"
24.	SKODA Fincycling Junior Team	SKO	14h 49' 34"	+ 0h 07' 22"
25.	HECHMANN Cycling - Slagelse Junior	HCS	14h 50' 01"	+ 0h 07' 49"
26.	KLTC Konin- Koźminek	KLT	14h 53' 29"	+ 0h 11' 17"
27.	ROMANIA National Team	ROU	14h 56' 29"	+ 0h 14' 17"
28.	GEORGIAN National Team	GEO	14h 57' 14"	+ 0h 15' 02"
29.	UKS COPERNICUS	COP	14h 58' 29"	+ 0h 16' 17"
30.	LATVIAN National Team	LAT	14h 59' 56"	+ 0h 17' 44"
31.	KS POGOŃ MOSTOSTAL Puławy	POG	15h 04' 41"	+ 0h 22' 29"



PATRONAT MEDIALNY:



ROZDZIAŁ KOSZULEK NA NASTĘPNYM ETAPIE / DISTRIBUTION JERSEYS ON NEXT STAGE:



KLASYFIKACJA INDYWIDUALNA - koszulka żółta
INDIVIDUAL CLASSIFICATION - yellow jersey

Lider klasyfikacji / Leader of classification:
55 KOOIJ Olav - Forte U19 Cycling Team



KLASYFIKACJA PUNKTOWA - koszulka niebieska
POINTS CLASSIFICATION - blue jersey

Lider klasyfikacji / Leader of classification:
55 KOOIJ Olav - Forte U19 Cycling Team

Jadący w koszulce / Wearing the jersey:
148 GELŽINIS Rokas - LITHUANIA National Junior Team



KLASYFIKACJA AKTYWNEGO - koszulka fioletowa
THE MOST ACTIVE RIDER - purple jersey

Lider klasyfikacji / Leader of classification:
47 CHANGIZI Sebastian Kolze - Team MASCOT Workwear

Jadący w koszulce / Wearing the jersey:
47 CHANGIZI Sebastian Kolze - Team MASCOT Workwear



KLASYFIKACJA ROCZNIK 2001 - koszulka biała
THE BORN in 2001 - white jersey

Lider klasyfikacji / Leader of classification:
55 KOOIJ Olav - Forte U19 Cycling Team

Jadący w koszulce / Wearing the jersey:
40 VAN VEENENDAAL Hidde - WV De Jonge Renner



Najlepszy zawodnik POMORZA i KUJAW - koszulka zielona
The best rider POMERANIA and KUJAWY - green jersey

Lider klasyfikacji / Leader of classification:
4 BELNIAK Maciej - ALKS STAL OCETIX IGLOTEX Grudzi

Jadący w koszulce / Wearing the jersey:
4 BELNIAK Maciej - ALKS STAL OCETIX IGLOTEX Grudzi



KLASYFIKACJA DRUŻYNOWA - koszulka pomarańczowa
TEAM CLASSIFICATION - orange jersey

Team MASCOT Workwear

Kolejność pojazdów pomocy technicznej na następnym etapie :

Order of technical vehicles on next stage:

1.	FOR	Forte U19 Cycling Team
2.	MAS	Team MASCOT Workwear
3.	WVD	WV De Jonge Renner
4.	RSC	RSC Cottbus
5.	GUO	GUOR Shchelkovo
6.	HMT	HMT Cyclling Team
7.	OPT	GKK OPTY-Mazowsze
8.	LTU	LITHUANIA National Junior Team
9.	POL	POLISH National Team
10.	DSK	DOLNY ŚLĄSK Klub



PATRONAT MEDIALNY:



11.	UKR	UKRAINE National Team
12.	ALK	ALKS STAL OCETIX IGLOTEX Grudziądz
13.	LAT	LATVIAN National Team
14.	SMZ	SMS Żyrardów
15.	SVK	SLOVAK National Team
16.	TOR	SMS Toruń
17.	REZ	OLIMPIISKII REZERV Sestroretsk
18.	ISR	ISRAELI National Team
19.	EST	ESTONIAN National Team
20.	LMG	LMGKK "ZIEMIA BRZESKA"
21.	UTT	UKRAINE TRACK Team
22.	RGU	RGUOR Minsk
23.	TKK	TKK PACIFIC NESTLE FITNESS CT
24.	DSR	DOLNY ŚLĄSK Region
25.	ROU	ROMANIA National Team
26.	SKO	SKODA Fincycling Junior Team
27.	CZE	CZECH REPUBLIC Track National Team
28.	KLT	KLTC Konin- Koźminek
29.	HCS	HECHMANN Cycling - Slagelse Junior
30.	COP	UKS COPERNICUS
31.	BLR	BELARUS National Team
32.	POG	KS POGOŃ MOSTOSTAL Puławy
33.	GEO	GEORGIAN National Team

PRZYPOMNIENIE: / REMINDER:

Komisja Sędziowska przypomina zawodnikom, że korzystanie z chodników, ścieżek rowerowych i poboczy jest zabronione. W takim przypadku stosuje się art. 12.1.040.14 bis, a kara wynosi: 100 CHF i / lub eliminacja.

The Commissaires Panel reminds the riders that use of sidewalks, paths or cycle paths that do not form part of the course is prohibited. In this case art. 12.1.040.14 bis applies and the sanction is: 100 CHF and /or elimination.



Aktualne wyniki na stronie / Actual results on the page:
www.flextour.pl (format pdf)

Świecie, 29.04.18

PRESIDENT of C.P.
 -/- Svetlana DANISENKO

FINISH JUDGE / SĘDZIA METY
 -/- Jerzy SUDZIARSKI



PATRONAT MEDIALNY:

